



WORLD FEDERATION
OF NEUROLOGY



KNA
KOREAN NEUROLOGICAL
ASSOCIATION

XXVII WORLD CONGRESS OF NEUROLOGY (WCN 2025)

12-15 OCTOBER 2025
SEOUL, SOUTH KOREA




XXVII WORLD CONGRESS OF NEUROLOGY (WCN 2025)

EXHIBITION

XXVII WORLD CONGRESS OF NEUROLOGY (WCN 2025)

12-15 OCTOBER 2025 SEOUL, SOUTH KOREA


Octanorm System Booth



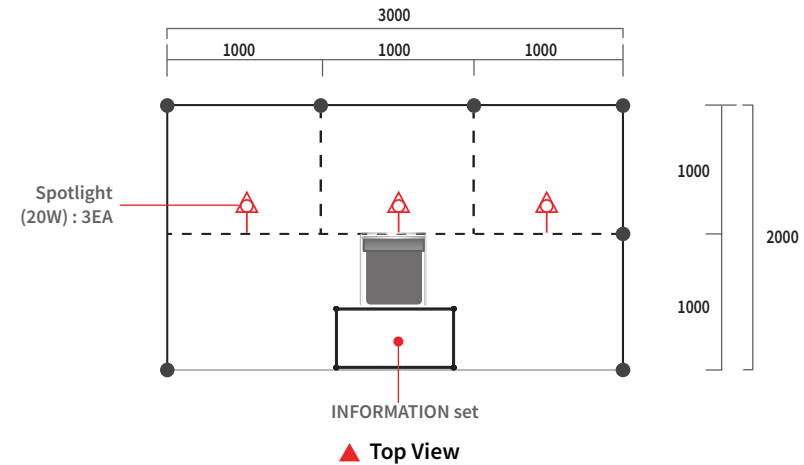
The above design is for a 1-booth / 2-sided open layout.

Booth Fixture Installation Details

Octa System	1set
Information Desk & Folding Chair	1set
Pytex Flooring (Carpet)	6m ²
Spotlight	3ea
Power Outlet (2 sockets / 220V)	1ea




▲ Perspective



▲ Left View




▲ Front View



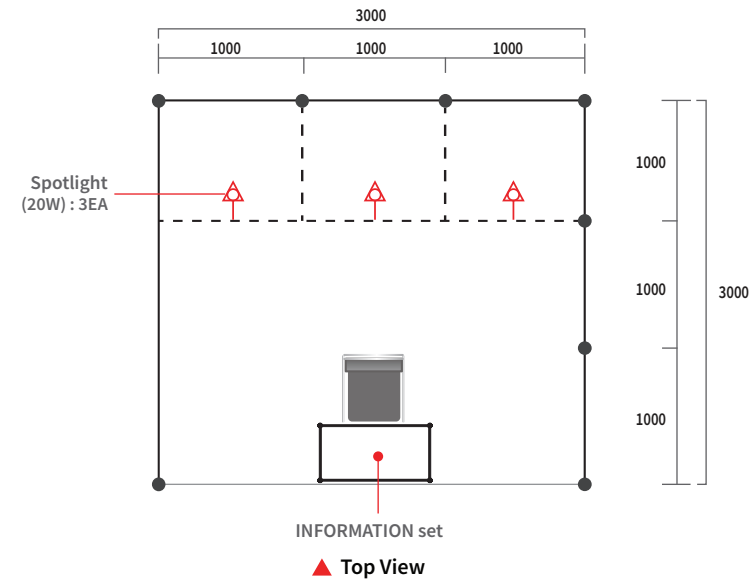
The above design is for a 1-booth / 2-sided open layout.

Booth Fixture Installation Details

Octa System	1set
Information Desk & Folding Chair	1set
Pytex Flooring (Carpet)	9m ²
Spotlight	3ea
Power Outlet (2 sockets / 220V)	1ea



▲ Perspective



▲ Left View



▲ Front View



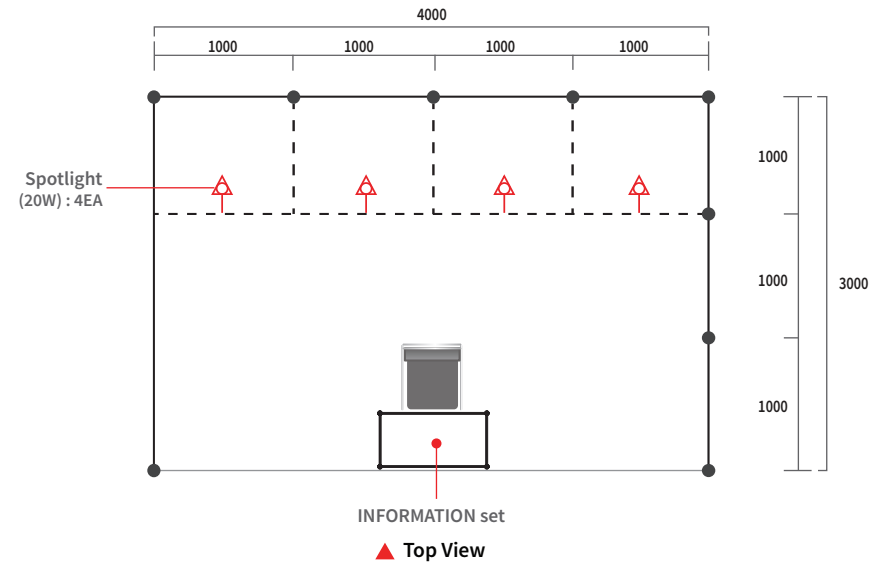
The above design is for a 1-booth / 2-sided open layout.

Booth Fixture Installation Details

Octa System	1set
Information Desk & Folding Chair	1set
Pytex Flooring (Carpet)	12m ²
Spotlight	4ea
Power Outlet (2 sockets / 220V)	1ea



▲ Perspective



▲ Left View



▲ Front View

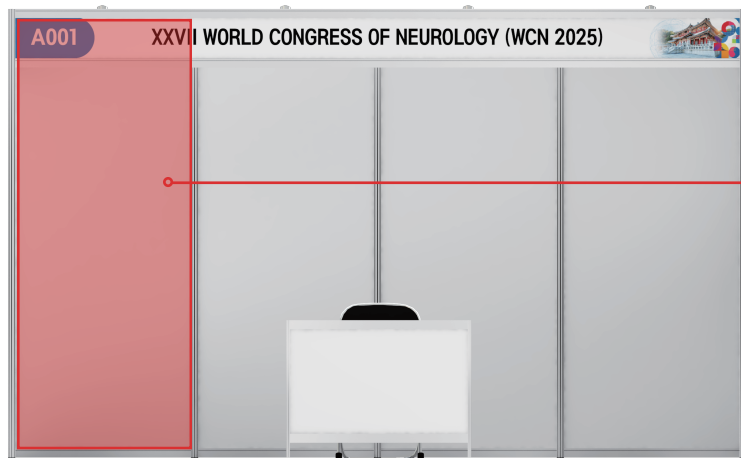
✓ 1) Attach printed calendered vinyl.

- Attach to the wall after printing on calendered vinyl.
- Install in 1-meter sections.
- For self-installation, all attached materials must be removed after the event.

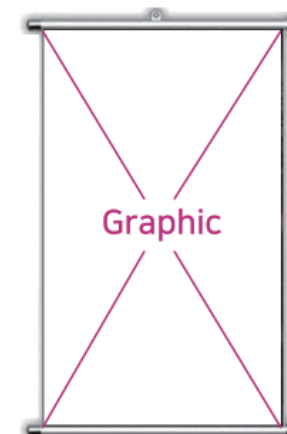


✓ 2) Scroll Bar Installation

- Use S-hooks for installation; they can be retrieved after the event.



For Printing & Installation :
ai File Size: 970 × 2390 mm



(1) Scroll Bar Size

1M = 950*2380mm
2M = 1940*2380mm
3M = 2900*2380mm
4M = 3900*2380mm

Screws, staples, thumbtacks, and double-sided tape are not permitted on standard booth walls. After the event, please ensure that all foreign substances are removed from the walls.

Failure to remove these materials will result in a repair fee of 100,000 KRW per panel.

Graphic Data Submission Guidelines (Adobe Illustrator File)

Before submitting your file, carefully check for typos and spacing errors. Reprinting due to post-production errors will incur additional costs.

File Requirements

File Size: Create the design at actual print size (1:1) or Scale 1/10.

Color Mode: Set to CMYK before working.

Bleed: Set the bleed value to 0.

Resolution: Work with a resolution of 150dpi or higher.

Font Outlines: Convert all fonts to outlines (Create Outlines).

Image Links: Disable "Embed" connections for all images.

If images are embedded, they may not appear in the final print.

Click the Embed button to unlink images.

File Saving: Save in Illustrator CS6 or earlier versions and include a JPEG proof file for reference.

Unsupported file formats: Excel, Hangul (HWP), Word, and PowerPoint. These formats cannot be used for printing.

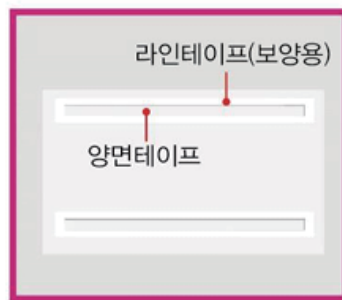
✓ The exhibition equipment materials (plywood) used for booth construction are custom-made fire-resistant plywood and are reusable items used in other exhibitions as well. This notice is to prevent any potential damage to the fire-resistant plywood during booth interior work.

1) The standard booth is made of 2T plywood, and the use of screws, staples, or thumbtacks on this plywood is not allowed.

If attachment to the plywood is necessary, please first apply residue-free double-sided tape or easily removable line tape to the plywood before using double-sided tape on top. Additionally, after the event, please ensure that all attached double-sided tape, line tape, and any other foreign substances are completely removed.

2) When attaching printed stickers, please ensure that only easily removable materials are used. Other materials, such as Yupo paper and similar types, cannot be removed after attachment. If the plywood is damaged, a repair fee of 100,000 KRW per sheet will be charged.

3) When installing panels, frames, etc., using S-hooks, wire hooks, or fishing lines is recommended for easy installation and removal.



Double-Sided Tape



Foam double-sided tape is not allowed.



Screws, staples, and thumbtacks are not allowed.



Drilling is not allowed.